

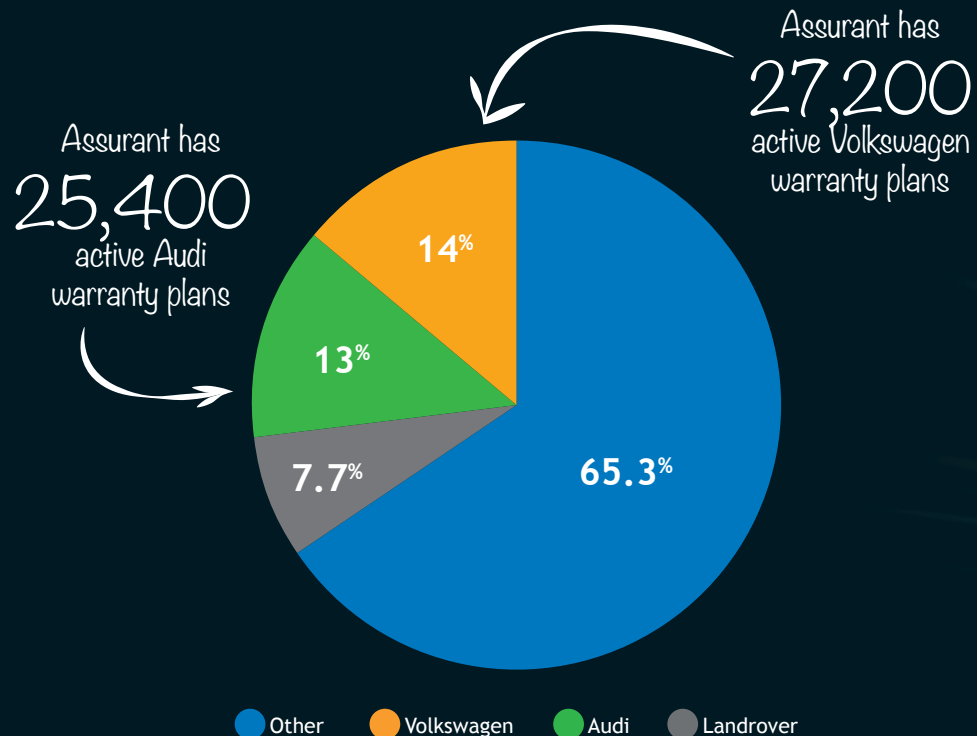
YOUR BUSINESS'S PERSONAL DASHBOARD



Using the used car stock mix listed on your website, we have carried out a high-level analysis on your vehicles. From this, we have detailed what we believe this could mean for your business by looking at several data points. Ultimately, we want to provide you with a snapshot of how we can leverage our vast capabilities, including data analytics, to help improve value-add product performance across your group.

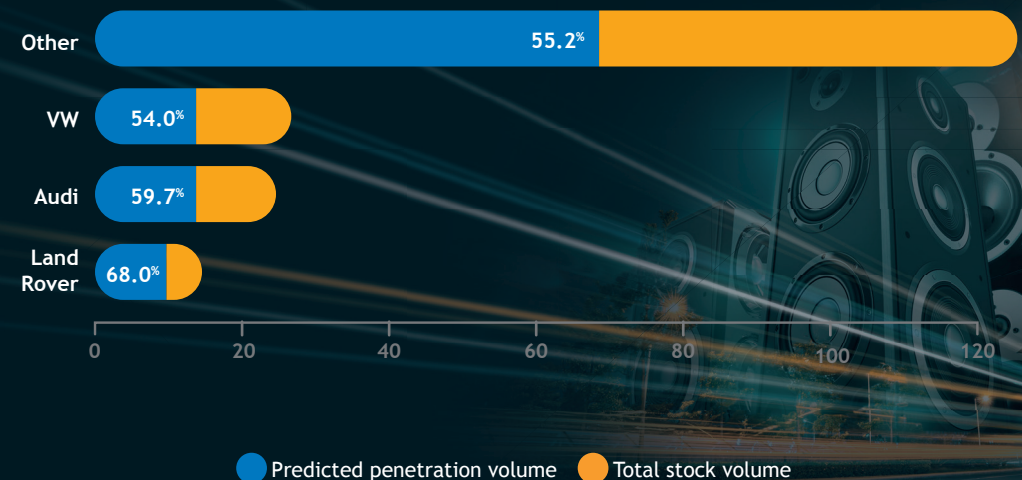
Your key brands

Volkswagen makes up the majority of your vehicles with Audi the notable second. Through our decades of experience, we can support in spotting key trends, buyer behaviour and even predict model turnover/time on forecourt to support your buying strategy for these brands.



Warranty performance

Based off our client performance, we predict that we can get your warranty upsell penetration to the percentages shown below for each brand. This comes from a mixture of the right product presentation, training programme and data analysis (right down to the salesperson!) to identify areas of opportunity and improvement and act on these as quickly as possible.

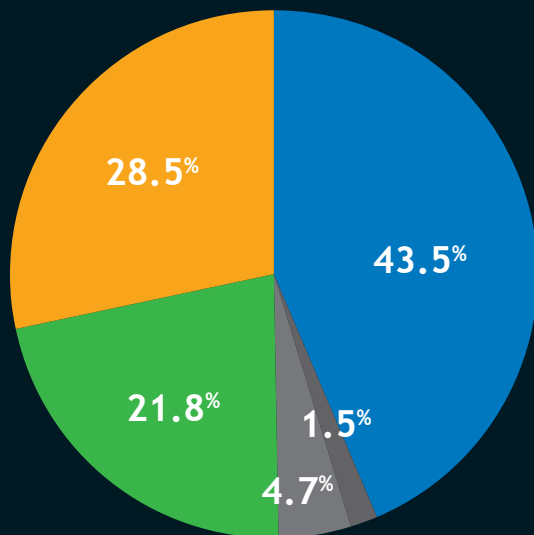


YOUR BUSINESS'S PERSONAL DASHBOARD

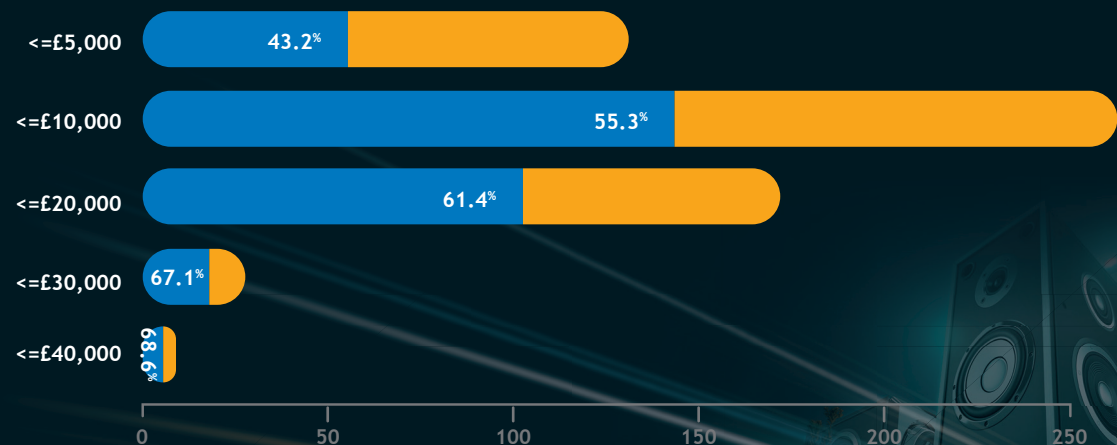


Warranty performance

As your group has such a wide range of vehicle brands (24 in total!), we've also looked at what price ranges your stock mix are, and what this could mean for warranty penetration.



● <=£5,000 ● <=£10,000 ● <=£20,000 ● <=£30,000 ● <=£40,000



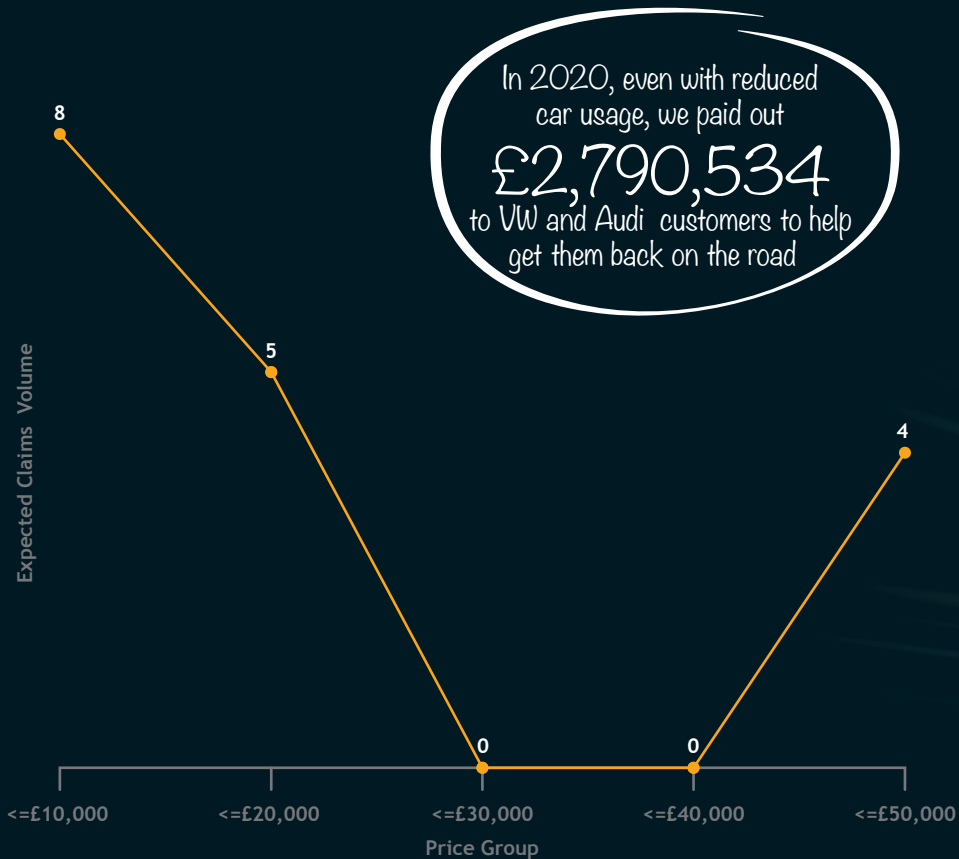
● Predicted attachment volume ● Total stock volume

YOUR BUSINESS'S PERSONAL DASHBOARD



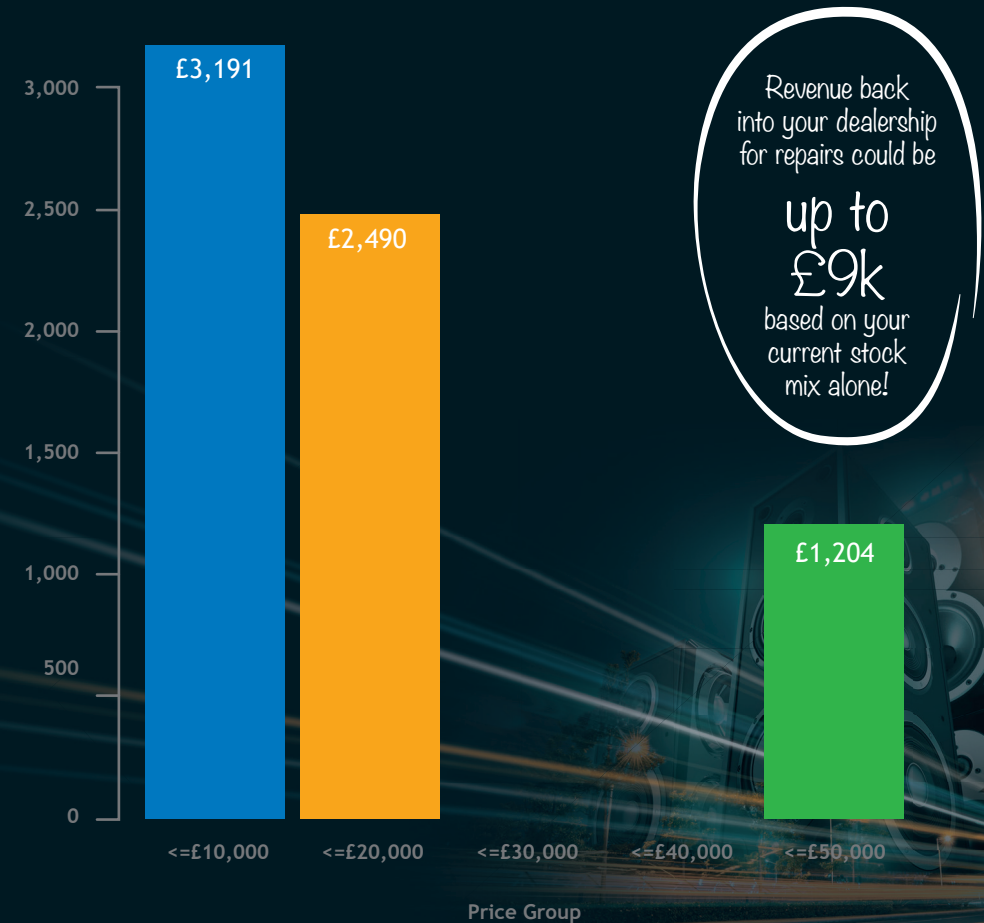
Warranty claims

A successful warranty programme doesn't just mean you get more value out of every vehicle and meet a need of your customers, it also means you see the customer again for any claims and rectify the issue - and get the claims revenue back into your workshop. Based off your current stock, we would predict you would see the below back numbers and revenue for any repair work within the warranty period.



Warranty revenue

As above, as well as working with you to ensure your Warranty programme is a profit centre as opposed to cost through upsell performance, we'll also direct customers back to you for repair. Based on our calculations, this could mean the below revenue by price range for your business.

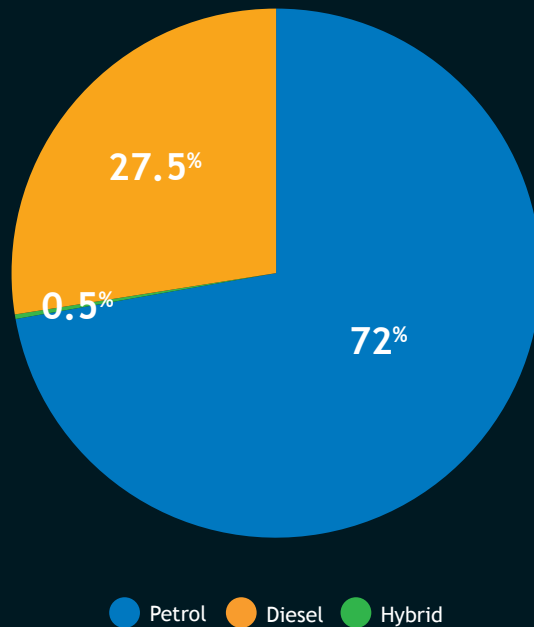


YOUR BUSINESS'S PERSONAL DASHBOARD



Putting the right product on your EV stock...

Although currently a small percentage of your stock, with our Electric Vehicle Warranty - EV One - you can help protect and grow your business by offering the latest vehicle protection product for the changing market, with a specialist electric vehicle warranty.



...and there's more!

This is just the tip of the iceberg on how we'd like to support your group with strategy and insights. With other client data we are able to provide information to support on more business decisions, for example what the location of the buyers are and where to focus their marketing and, through our other lines of business D2C brand expertise, the right time to send a communication in the customer journey and what should be included.

When it comes to supporting our partners, we don't miss a beat. To discuss further, please contact me on the below details or visit our website for more information [here](#).

Heidi Liddiment
Business Development Director
E: heidi.liddiment@assurant.com
T: +44 (0) 7721 536 108

